

Response from Ian
 For 25
 questionnaires -
 Trelawnyd

NB Fixed
 Reference
 Cell for
 Total
 Questionnaires

13 questionnaires
 Dave

11 Questionnaires
 Dave Paulus

49.00

Q1 Do you

Up to Years

	For how long	Built up Area	% (Built Up areas)	Open Countryside	% Open Countryside	Total
Live in Trelawnyd		25.50	52.04	17.50	35.71	39.00
Work in Trelawnyd				2.00	4.08	2.00
Live in Gwaenysgor		1.00		1.00		2.00
Work in Gwaenysgor						

Q2 Please list size of family or occupancy at your home

Self	% Self	Partner	% Partner	No of Children	% Children
45.00	91.84	29.00	59.18	8.00	16.33

Q3. Please list up to 5 things that you like about living in/close to or working in Trelawnyd or Gwaenysgor (themes)

Category %

Abundance of varied local activities	10.00	c	20.41		
Flower Show	7.00	c	14.29		
memorial hall					
community events	5.00	c	10.20		
friendly community	7.00	c	14.29		
Safe place to live	4.00	c	8.16		
Village Life	6.00	c	12.24		
Community Spirit	5.00	c	10.20		
Welsh Community					
.	4.00	c	8.16		
Low crime rate.	3.00	c	6.12		
Friendly community /Good Neighbours	1.00	c	2.04		
The people	4.00	c	8.16		
Wildlife	1.00	c	2.04	Community Total	57.00
low density housing	16.00	e	32.65		
Open spaces for walking	13.00	e	26.53		
Open spaces for walking	16.00	e	32.65		
small rural population	15.00	e	30.61		
Clean and Tidy Village	4.00	e	8.16		
					%
					116.33

Rural Area/	6.00	e	12.24			
Exceptional I beautiful area	5.00	e	10.20			
Views	3.00	e	6.12			
Walks	1.00	e	2.04			
Close to coast.	1.00	e	2.04			
Country Air /Open country	5.00	e	10.20			
peace and quiet	7.00	e	14.29			%
local history	1.00	e	2.04	Environment total	93.00	189.80
Mobile library	9.00	s	18.37			
good council recycling collections	2.00	s	4.08			
bus services	2.00	s	4.08			
Close to local towns	3.00	s	6.12			
Convenient for A55	4.00	s	8.16			
Close to local towns	1.00	s	2.04			
the crown	2.00	s	4.08			
proximity to road and rail net	1.00	s	2.04			
bus services	1.00	s	2.04			
Good gritting service	1.00	s	2.04			%
good school	1.00	s	2.04	Services total	27.00	55.10
local businesses	1.00		2.04			

Q4. Please list up to 5 things that you do not like about living in/close to or working in Trelawnyd or Gwaenysgor.

Everything	2.00		4.08		
			%		
Rowdiness	2.00	c	4.08		%
Non community minded People.	1.00	c	2.04	Community total	3.00
Traffic density A5151	6.00	e	12.24		6.12
traffic speed in village	6.00	e	12.24		
Speed of traffic on country lanes	5.00	e	10.20		
Litter	6.00	e	12.24		
traffic speed in village	8.00	e	16.33		
Volume of traffic through Village.	3.00	e	6.12		
Too much on street parking.	2.00	e	4.08		
unoccupied	2.00	e	4.08		
Dog mess	3.00	e	6.12		
worry about village expansion	2.00	e	4.08		

Difficulty crossing road with volume of traffic.	1.00	e	2.04		
Unkempt and empty houses and shops on London Rd.	4.00	e	8.16		
Volume of traffic & traffic noise on A5151	1.00	e	2.04		
Difficulty parking during Hall functions.	2.00	e	4.08		
Parking too close to school.	4.00	e	8.16		
Commuting traffic	1.00	e	2.04		
traffic Speed A55	1.00	e	2.04		
Dog Fouling/Inconsiderate owners	1.00	e	2.04		
No continuous pavement from crown to Spar	3.00	e	6.12	Environment total	61.00
No Shop	15.00	s	30.61		
Bus Service	11.00	s	22.45		
No Post Office	10.00	s	20.41		
slow broadband	2.00	s	4.08		
					%
					124.49

Traffic calming;	2.00	4.08
speed limits	3.00	6.12
internal traffic management in the village	3.00	6.12
extend 30 mph limit at Jacksons end of village	3.00	6.12
extend 30mph limits both sides of village	2.00	4.08
40mph limit on approaches to village	3.00	6.12
Diversion for HGV to remove them from 15151	4.00	8.16
traffic noise reduction	2.00	4.08
Nil	1.00	2.04
Not Stated	1.00	2.04
Pedestrian Path	2.00	4.08
No more roadsigns on A5151(look dreadful).	1.00	2.04
Improvements to Trelawnyd to Gwaenysgor Rd.	1.00	2.04
More street lights	2.00	4.08
Reduction of HGV Through traffic	4.00	8.16

Change directing of traffic to Prestatyn through village from the A55 speed cameras	4.00	8.16
	1.00	2.04
40 MPH limit Walwen Jcn to existing 30 MPH limit.	1.00	2.04
, traffic management of the approach roads to the village	1.00	2.04
Limit on school time parking	1.00	2.04
Traffic lights at School and junction with Cwm Rd.	1.00	2.04
internal traffic management in the village	1.00	2.04
30 mph limit on road to Gwaenysgor	1.00	2.04
30 limit on Marian to Trelogan Road	1.00	2.04
, management of commuter traffic through the village	4.00	8.16

, restriction of use of local roads as links, reduction in volume of traffic.	1.00	2.04
Jacksons to make a filter lane	1.00	2.04
Pedestrian crossing at east end of village	2.00	4.08
Double Yellow lines near school & Cwm Rd Jct.	1.00	2.04
Trafficcalming, Byron St.	1.00	2.04
Speed ramps to slow traffic.	1.00	2.04
Realistic approach to traffic reduction.	1.00	2.04
Parking enforcement	3.00	6.12
Would not support further traffic calming/speed enforcement	1.00	2.04
Pelican Crossing	3.00	6.12
interactive sign at east of village	1.00	2.04
better mainenance of minor roads	1.00	2.04
Parking enforcement	1.00	2.04
entrance warning for the Crown Inn	1.00	2.04

Q6 Do you and your household own or drive a vehicle(s) and where do you park them

		%
How Many	69.00	140.82
Off Road	38.00	77.55
On Road	28.00	57.14
no vehicle	5.00	10.20
In Village Car Park	1.00	2.04

Q7 what problems with traffic do you and your household experience

		%
Speeding through village	23.00	46.94
Difficulty turning onto main road due to traffic volume/speed	7.00	14.29
Difficulty entering London Rd, traffic speed and limited visibiliy.	3.00	6.12
Total disregard for zebra crossing.	3.00	6.12

Parking on pavements, opposite junctions and school	2.00	4.08
Inconsiderate parking on Cwm Rd & Rhoddfa Arthur during school opening & closing times	2.00	4.08
Dangerous parking Jcn High St & London Rd.	2.00	4.08
Difficulty crossing road as pedestrian	5.00	10.20
Noise levels main road at peak time	2.00	4.08
hazards turning into businesses like jacksons	2.00	4.08

A55 traffic using A5151 as diversionary route when problems occur especially during summer months.	1.00	2.04
Speed of traffic and lack of footway	1.00	2.04
Difficulty entering Byron St.	1.00	2.04
Disregard of 30 mph signs	3.00	6.12
Vehicles leaving Byron St onto London Rd (wrong way) One way Street.	1.00	2.04
Risk of accident at school crossing	1.00	2.04
Inconsiderate parking by choir.	1.00	2.04
Difficulty turning onto main road due to limited vision (hall wall).	1.00	2.04
Pollution	1.00	2.04
Noise	2.00	4.08

Noise of HGV and Tractors	2.00	4.08
Disregardin g other drivers	1.00	2.04
Parking Byron St	2.00	4.08
parking outside church	3.00	6.12
Horse riders not wearing high viz jackets	1.00	2.04
failing to slow down for Cyclists , pedestrians and horses	2.00	4.08
Difficulty parking on road	1.00	2.04
School run parking obstruction	2.00	4.08
Difficulty turning into High St junct	1.00	2.04
Delivery Wagons	1.00	2.04
Disregard of 30 mph signs	1.00	2.04
Parking on pavements	2.00	4.08
double parking in Village car park blocking people in	1.00	2.04

Heavy summer weekend traffic	1.00	2.04
Risk of accident at school crossing	1.00	2.04

Q8 what problem with the local roads do you experience

Lack of footway fronting Crown.	2.00	f	4.08	Footpaths total	6.00	12.24
Lack of public foot path	2.00	f	4.08			
Horses on pavements and fouling	1.00	f	2.04			
Dog Fouling	1.00	f	2.04			
Car Parking causing obstructions	3.00	p	6.12			
Traffic obstruction in Dyserth	2.00	p	4.08			
parking on pavements	1.00	p	2.04			

Inconsiderate parking on Cwm Rd & Rhoddfa Arthur during school opening & closing times	1.00	p	2.04			
parking on pavements	1.00	p	2.04	Parking total	8.00	16.33
Lack of road salt in winter	3.00	r	6.12			
vehicles eroding edges of road	2.00	r	4.08			
The use of Bryn Y Odyn as a Bypass	1.00	r	2.04			
A5151 to Gwaenysgor Rd(bad bends)Traffic Improvement.	1.00	r	2.04			
Traffic using Trelawnyd to Cwm Rd as a "rat run".	1.00	r	2.04			
						%

HGV "Sat Nav" Traffic using Cwm Rd and damaging carriageway or getting stuck.	1.00	r	2.04
Traffic using Trelawnyd to Gwaenysgor as a "rat run"	1.00	r	2.04
(damage to kerbs, gates, verges etc.)	1.00	r	2.04
scrap tarmac and cats eyes left in verge by contractors	1.00	r	2.04
Contractors leaving road signs	1.00	r	2.04
Lack of safe signs at school	1.00	r	2.04
No salt bin at Parc Offa	1.00	r	2.04
Standing water due to poor drainage	1.00	r	2.04
Mud on roads	3.00	r	6.12
Lack of maintenance	1.00	r	2.04

Tourist traffic volume	1.00	r	2.04			
Road drains blocked or overflowing	1.00	r	2.04	Roads total	22.00	70.97
Lack of speed limit on local roads	2.00	s	4.08			
Speeding Traffic.	1.00	s	2.04			
Crossing road	1.00	s	2.04			
Traffic speed Byron St.	1.00	s	2.04			
Crossing carriageway by School & Hall due to speed of through traffic.	1.00	s	2.04			
Traffic speed entering village, speed limits need extending and additional 40 mph on Holywell approach.	1.00	s	2.04			
Lack of signs on speed limit	1.00	s	2.04			

%

70.97

Council widening road increases speed and flow	1.00	s	2.04			
Difficulty joining A5151 from Cwm Rd due to speed of through traffic.	1.00	s	2.04	Speeding total	10.00	20.41
Lack of Public Transport(Buses).	2.00	t	4.08	Public Transport	2.00	4.08
nil	4.00		8.16			

Q9 what improvements would you like to see regarding roads and traffic calming

		%
, speed cameras	20.00	40.82
, interactive speed signs,	14.00	28.57
, full pavements provided in village, (e.g.crown)	16.00	32.65
speed limits on village approaches	9.00	18.37
speed regulation on main road	5.00	10.20
Pelican Crossing (school)	3.00	6.12
Pelican Crossing (Hall).	3.00	6.12
Pelican Crossing (school)	7.00	14.29

, more yellow lines	3.00	6.12
Active policing	3.00	6.12
Weight limit on main road -	2.00	4.08
entrance warning sign crown inn	1.00	2.04
reduce number of HGV's travelling through village	1.00	2.04
pedestrian crossing east of village	1.00	2.04
, a gateway scheme to regulate access	2.00	4.08
Speed enforcement	3.00	6.12
Byron St Jcn with A5151 London Rd Walls removed.	1.00	2.04
Removal of excess signage.	1.00	2.04
Double yellow lines near school, Rhoddfa Arthur & Cwm Rd.	1.00	2.04
Traffic calming, Byron st.	1.00	2.04
Removal of speed humps.	1.00	2.04
speed bumps	1.00	2.04

reduce number of HGV's travelling through village	1.00	2.04
Horse warning signs	1.00	2.04
No Yellow Lines	1.00	2.04
No further traffic calming	1.00	2.04
Side roads access only	1.00	2.04
speed bumps	1.00	2.04
, a shared space scheme of removed road markings and signage		0.00

Q10 Future Development

Type	No of Units	Density pr					
		hectare	Now	Soon	Later		
Social Housing	20.00		1.00	2.04	1.00	2.04	1.00
	10.00	28.00	1.00	2.04		0.00	
	10.00	20.00		0.00	1.00	2.04	
Rented Housing				0.00	1.00	2.04	
Affordable Houses for Villagers	30.00		1.00				
	20.00		2.00	4.08	3.00	6.12	3.00
	10.00		1.00	2.04		0.00	
	12.00			0.00		0.00	1.00
	5.00	20.00		0.00	1.00	2.04	
Affordable Houses for Incomers			4.00	8.16	4.00	8.16	2.00
Luxury Houses	20.00	10.00		0.00	1.00	2.04	1.00

	5.00	10.00		0.00		0.00	1.00
				0.00	1.00	2.04	3.00
Small Family Houses	20.00		1.00	2.04	2.00	4.08	2.00
	30.00	20.00		0.00	1.00	2.04	
	4.00			0.00	1.00	2.04	
	10.00	20.00	2.00	4.08		0.00	
			3.00	6.12	5.00	10.20	2.00
Downsizing Houses	20.00	20.00	1.00	2.04	3.00	6.12	2.00
			1.00	2.04		0.00	
	4.00		1.00	2.04		0.00	1.00
Flats or Apartment				0.00		0.00	2.00
	4.00			0.00		0.00	1.00
Other			1.00	2.04		0.00	
Commercial			2.00	4.08		0.00	
sheltered housing for locals			9.00	18.37	4.00	8.16	
	20.00						
Farming			5.00	10.20	3.00	6.12	5.00
School Expansion			2.00	4.08	3.00	6.12	2.00
Community facilities			4.00	8.16		0.00	
	more societies		2.00	4.08		0.00	
Services/utilities improvement			10.00	20.41		0.00	
	sewerage		2.00	4.08		0.00	
	fast broadband		7.00	14.29		0.00	
	public transport		3.00	6.12		0.00	
	renewable energy		1.00	2.04		0.00	
	mains gas		3.00	6.12		0.00	
Tourism Facilities			4.00	8.16		0.00	

Make full use of hall		3.00	6.12		0.00	
No Answers		2.00	4.08		0.00	
Use edge of village for commercial use						
Adapt empty properties on London Rd into Affordable/Social housing. The recent questionnaire/survey on affordable housing underlined there was no need for further development.		1.00	2.04		0.00	
More information of local sites of interest eg. Gop. Leaflets etc.		1.00	2.04		0.00	
Rural Walking Facilities.		1.00	2.04		0.00	

Q11. Where do you think your village needs the type of development

Type of Development

Type of Development		%
Not needed	5.00	10.20
Inside the village envelope	8.00	16.33
Outside the village envelope	2.00	

Derelict or empty properties only	3.00		6.12
Social/small affordable & luxury housing.	1.00		2.04
	1.00	Rhoddfa Arthur. Off Well Lane, Between Siamber Wen & Church	2.04
	1.00		2.04

Outside the village envelope

			%
nil development	8.00	But see one map(folded)	16.33
Social Housing	2.00	Not Stated	4.08
	2.00	Between Parc Offa & Industrial Units (car sales).	4.08
Type not stated	2.00	Between Parc Offa & Industrial Units (car sales).	4.08
	2.00	Opposite Erw Wen	4.08
	2.00	East of Crown Pub.	4.08
Luxury Houses	1.00	South of London Rd	2.04

1.00	Northern enclave, East of Crown P H	2.04
1.00	Fields heading out of village toward Dyserth.	2.04
1.00	Cwm Rd, past Church.	2.04

Q12. Please list up to 5 things that you think the developments you answered in Question 10 Should be or have

	2.00	%
Not needed, In keeping with the architecture of the village and conservation area,	11.00	22.45
Solar Power	10.00	20.41
Off road parking	9.00	18.37
Use of recycled materials and sustainability	4.00	8.16
Closed purchase to villagers with local housing needs	5.00	10.20
, Solar water Heating,	4.00	8.16
No wind generators	1.00	2.04
Wind Generators	1.00	2.04

Modern homes with no dormers and no solar	1.00	2.04
Mains Gas	3.00	6.12
Convert the derelict houses & shop on London Rd in any way as they be a bonus to the village.	1.00	2.04
, Public parking	4.00	8.16
All properties to have produce gardens.	1.00	2.04
Environment ally Friendly Properties.	1.00	2.04
Wind Generators	1.00	2.04
Area for recycling bins off road	2.00	4.08
Dedicated hard games play area.	2.00	4.08

Q13 Please list up to 5 facilities you would like these developments to bring to Trelawnyd & Gwaenysgor.

Mnot needed	2.00	
Shop	4.00	8.16
, sports or recreation facilities	4.00	8.16

, road and parking improvements	9.00	18.37
as improved sewerage	6.00	12.24
or ultrafast broadband	8.00	16.33
Recycling Centres	9.00	18.37
fibre optic internet speed	1.00	2.04
cameras	1.00	2.04
Road Drainage improvements	1.00	2.04
Local wildlife area /duck pond	1.00	2.04
People to take pride in area	1.00	2.04
Fibre optic internet	4.00	8.16
Better Sewerage capacity	2.00	4.08
Mains Gas	4.00	8.16
post office	3.00	6.12
Café	1.00	2.04
Dedicated School pick up / drop off parking area.	1.00	2.04
Dedicated hard games play area.	3.00	6.12

Q14 Please list up to 5 things that you would not like to see happen with regard to Trelawnyd & Gwaenysgor.

for the Pub to close.	19.00	a	38.78		
Village hall to close	7.00	a	14.29		
Loss of village amenities	4.00	a	8.16		
loss of bus service	2.00	a	4.08		
Loss of any designated green amenity area	2.00	a	4.08		
Church/Chapel closure.	1.00	a	2.04		
Filling station closure.	1.00	a	2.04		%
Closure of the Frienship Club.	1.00	a	2.04	amenities total	37.00 75.51
Loss of Village Identity	5.00	c	10.20		
loss of community spirit	3.00	c	6.12	community total	8.00 16.33
Increased Traffic Volume through Village.	11.00	d	22.45		
, Village envelope expanded,	13.00	d	26.53		
increased on road parking	7.00	d	14.29		
increase in level of traffic	15.00	d	30.61		

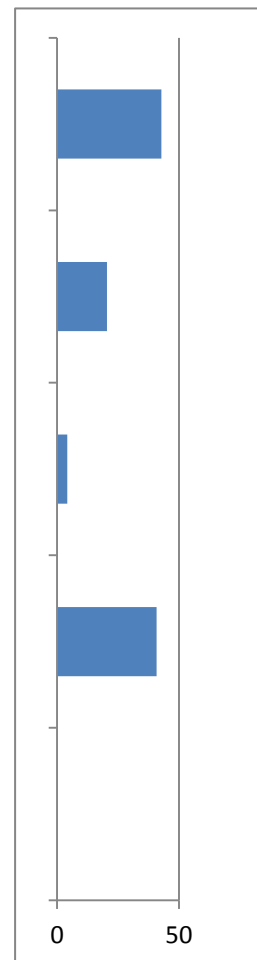
Conservation features to be lost	8.00	d	16.33
loss of village character	5.00	d	10.20
Infill development	3.00	d	6.12
, the village to merge into surrounding villages	4.00	d	8.16
Increase in village size	5.00	d	10.20
increased traffic calming	1.00	d	2.04
Social Housing or affordable housing estate	3.00	d	6.12
Any further developments in or around the village of Trelawnyd.	1.00	d	2.04
Trelawnyd to maintain its identity as an "Ancient Welsh Village".	1.00	d	2.04
Development on the Gop.	1.00	d	2.04
Excessive development for housing.	1.00	d	2.04

Social Housing or affordable housing estate for local people.	1.00	d	2.04	Development total	80.00	163.27
---	------	---	------	-------------------	-------	--------

Q15. Any other comments about Trelawnyd & or Gwaenysgor?

2.00	Recent survey shows no demand for extra housing in area	4.08
14.00	Remove Prestatyn Sign from A55 Caerwys so traffic goes to St Asaph turn off.	28.57
2.00	Preserve what we have	4.08

	Trelawnyd has an ageing population , who in the main drive the community . The younger generation need to be integrated better. School Closure.	
1.00		2.04
1.00		2.04



Q16. If you live in Trelawnyd or Gwaenysgor do you live in a

	%	
Flat or Maisonette		0.00
Bungalow	20.00	40.82
Terrace	2.00	4.08
Semi Detached	10.00	20.41
Detached	21.00	42.86

Q17. How many bedrooms does it have?

	%	
1.00	1.00	2.04
2.00	14.00	28.57
3.00	20.00	40.82
4.00	6.00	12.24
5.00	2.00	4.08
6+		0.00

Q18 How many people live in your property and what are their gender and ages?

	Male	Female	Total	%
0 to 5	2.00	4.00	6.00	12.24
6 to 10	1.00	1.00	2.00	4.08
11 to 18	3.00	1.00	4.00	8.16
19 to 45	8.00	10.00	18.00	36.73
46 to 64	11.00	13.00	24.00	48.98
65+	14.00	14.00	28.00	57.14

Dog	18.00
Cat	4.00
Other (poultry) refused	50.00

Q19 Are You

	Self	Self %	Partner	Partner %	Children	Children %
Retired	29.00	59.18	18.00	36.73		
Unemployed		0.00	1.00	2.04	1.00	2.04
In work outside of village	6.00	12.24	5.00	10.20		
Self Employed outside of the village	3.00	6.12	1.00	2.04	2.00	4.08
Self Employed inside of the village	3.00	6.12		0.00	1.00	2.04
Work from Home	2.00	4.08		0.00		
Homemaker	1.00	2.04	4.00	8.16		
In full or Part Time employment	3.00	6.12	3.00	6.12		
In Full Time Education	1.00	2.04		0.00	3.00	6.12

In Part Time Education	1.00	2.04	2.00	4.08		
------------------------------	------	------	------	------	--	--

Q20. If you work in Trelawnyd or Gwaenysgor

a. What is your main type of work?

	Self	Partner	Children	Children	Children
refused					
accountant	1.00				
homemaker		1.00			
contractor		1.00			
Farmer	1.00				
Shopworker	2.00				

b. Where is your workplace?

	Self	Partner	Children	Children	Children
Home	2.00				
Hospital	1.00				
prestatyn	1.00				
wales wide	1.00				
University	1.00				
St Asaph	1.00				
Wirral		1.00			
Trelawnyd	2.00	1.00			

c) Do you work at home via the internet?

	%	
Yes	3.00	6.12
No	12.00	24.49

Q21. If you are the owner/manager of a business in Trelawnyd or Gwaenysgor

How many people do you employ?

(Please tick.)

Sole Trader	2.00
2 to 5	2.00
5 to 10	
10+	

Q22 If you are the owner/manager of a business in Trelawnyd or Gwaenysgor, would you consider expansion if the right type of facilities could be provided?

Yes	2.00
May Be	3.00
No	

If yes or maybe, what would you need?

Q23 If you are the owner/manager of a business in Trelawnyd or Gwaenysgor , would you consider expansion if Broadband Connection Speed was improved

Yes	1.00
No	1.00
n/a	1.00

If yes, what would you need?

Serviced offices with parking	1.00
-------------------------------	------

Q24 what schools do your children attend

School	Child 1	Child 2	Child 3
Trelawnyd	2.00		
Prestatyn Hiigh	1.00		
St Bridgets	1.00		

Q25 how do they travel to their school

Child 1 Child 2 Child 3

Walk			
School Bus	2.00		
School Taxi			
Private Vehicle	2.00		
School Run Pool			

Q26 Do your children attend the Youth Club at Trelawnyd

Yes	
No	3.00

Q27 Do your children attend the Summer Play scheme

Yes	1.00
No	3.00

Q28 Do your children use the village playgrounds

Yes	1.00
No	1.00

Q29 Do your children use the village playing field

Yes	2.00
No	3.00

Q30 Do your children use local after school club schemes

Yes	1.00
No	4.00

Q31 what improvements in provision for children would you like to see?

improved playgrounds	3.00
toddler group play schemes	2.00
More nights for Youth club	1.00
, mother and baby coffee mornings	1.00
expanded summer play schemes.	1.00
Club for children under youth club age	2.00
More facilities for younger generation, Youth club etc.	1.00

Q32 Do you consider present levels street of lighting are

	%	
Excessive	2.00	4.08
Acceptable	29.00	59.18
Inadequate	8.00	16.33

Q33 what developments would you wish to see take place with road lighting

	%	
Turning off in the early hours	7.00	14.29
Use modern lanterns (whitw light)	7.00	14.29
Cut off lighting	8.00	16.33
None stated	4.00	8.16
Maintain existing lights	3.00	6.12
Less street lights	1.00	2.04
Extend to SPAR	1.00	2.04
Less street lights	2.00	4.08
extra lights on side roads	3.00	6.12
More street lighting	3.00	6.12
Extend to Spar	1.00	2.04
remove lights from outlying areas	1.00	2.04
Additional footway lighting , School to Pensioners	1.00	2.04

Q34 Are you aware of where the Area of Outstanding Natural Beauty is in relation to the village

	%	
Yes	26.00	53.06
No	5.00	10.20
Approximately	11.00	22.45

Q35 Are you aware of where the Conservation area is in relation to the village

	%	
Yes	22.00	44.90
No	13.00	26.53
Approximately	8.00	16.33

Q36 Are you aware that Permitted Development Rights for Property Owners are now relaxed by the Welsh Assembly Government

	%	
Yes	21.00	42.86
No	22.00	44.90

Q37 Do you think that planning controls for households are

	%	
Excessive	2.00	4.08
Acceptable	19.00	38.78
Inadequate	8.00	16.33
Don't Know	16.00	32.65

Q38 Do you think that planning controls for listed buildings and conservation areas are

	%	
Excessive	6.00	12.24
Acceptable	11.00	22.45
Inadequate	13.00	26.53

Q39 Do you think that planning controls for local businesses are

	%	
Excessive	3.00	6.12
Acceptable	9.00	18.37
Inadequate	4.00	8.16
Don't Know/not stated	28.00	57.14
No Local business.	2.00	4.08

Q40 what changes would you wish to see take place with planning controls

%

Litter Restrictions for fast food businesses	19.00	38.78
Publish decisions	1.00	2.04
, Local Conservation Plans driving planning decisions	9.00	18.37
Noise and Odour Controls	10.00	20.41
energy saving	7.00	14.29
, Car Parking Restrictions	10.00	20.41
NK or not stated	4.00	8.16
Energy Saving Street Lighting	4.00	8.16
traffic control/speed restrictions	3.00	6.12
nt of fines for littering	3.00	6.12
None	2.00	4.08
Macdonald's litter specific mentioned	2.00	4.08
more local input	1.00	2.04
all above	1.00	2.04

Q41 Would you have an interest in training or help being available to assist in the resolution of Planning Disputes

	%	
Yes	9.00	18.37
No	27.00	55.10

What type of help

	%	
. Planning Officers	1.00	2.04
Planning Aid Service	1.00	2.04
More involvement of the Community council	2.00	4.08
More involvement of non elected honest villagers	3.00	6.12

Q42 Are you a member of any local organisations

Organisatio n	%	
Freemason s	31.00	63.27
Friendship Club	10.00	20.41
Church Choir	4.00	8.16
St Melyd Golf Club	2.00	4.08
School Governer	3.00	6.12
	2.00	4.08

Parochial Church Council	2.00	4.08
North Wales Astronomy Club	1.00	2.04
Social Club.	1.00	2.04
Flower Show Committee	2.00	4.08
Conservation Group	2.00	4.08
Youth Club Committee.	1.00	2.04
Astronomy Society.	2.00	4.08
Hall Management Committee.	1.00	2.04
Gymdeithas	1.00	2.04
Ebenesa Chapel	1.00	2.04
Nasareth Chapel	3.00	6.12

Q43 Do you use local community facilities,

		%	Use social	Use voting	Use Functions & Meetings	Use Table Top Sales
Pubs	28.00	57.14	18.00			
Village Hall,	30.00	61.22	19.00	3.00		1.00
School	5.00	10.20			4.00	
Church Chapel	15.00	30.61	3.00			
Footpaths	1.00	2.04				
Filling station	1.00	2.04	1.00			

Q44 Do you use the mobile library

	%	
Didn't know there was one.	1.00	2.04
Yes	4.00	8.16
No	38.00	77.55
Would it come to Rhoddfa Arthur.	1.00	2.04

Q45 Do you use the Post Office in the Trelawnyd Memorial Hall

	%	
Yes	12.00	24.49
No	32.00	65.31
Its not reliably open so don't use it	4.00	8.16

Q46 Do you think we need additional local services

	%	
Yes	32.00	65.31
No	9.00	18.37

And if so, what would they be

	%	
Village shop/post office	19.00	38.78
bus services	12.00	24.49
, local co-operatives,	12.00	24.49

village recycling points	8.00	16.33
Better mobile phone reception	1.00	2.04
ATM with no charge (pensions)	1.00	2.04
, one stop shop for council services	6.00	12.24
Return of the skip service	3.00	6.12
All of above	1.00	2.04
Better mobile phone reception	1.00	2.04
Free access for local people to the Memorial Hall for village events, as it belongs to the Community .	1.00	2.04
Cinema in Village Hall.	1.00	2.04
Doctors Surgery.	1.00	2.04
Village shop, Co-operative & Volunteer.	1.00	2.04

Q47 Do you use local businesses

	Business	Business	Business	Business	Business	don't use
and what for	Milk Man	jacksons café/Garden Centre	Local tradesmen	Garage/Spa Shop	Pub	1.00
fuel/papers groceries etc			1.00	26.00		
Doorstep Delivery of milk	1.00					
Garden Materials and Café		27.00				
Social and Dining					6.00	
Total	1.00	27.00	2.00	26.00	6.00	0.00
%	2.04	55.10	4.08	53.06	12.24	0.00

Q48 Do you use the local network of paths

	%	
Yes	32.00	65.31
No	9.00	18.37
	%	
recreation/leisure	21.00	42.86
exercise	8.00	16.33
dog walking	6.00	12.24
site seeing	3.00	6.12
To ensure they remain open.	1.00	2.04
picking fruit	1.00	2.04
History	1.00	2.04
Wildlife	1.00	2.04

How Often

	%	
Daily	8.00	16.33
Weekly	5.00	10.20
Occasionally	10.00	20.41

Q49 Do you have a local allotment

	%	
Yes	3.00	6.12
No	42.00	85.71

Q50 If local allotments were available would you apply for one

	%	
Yes	5.00	10.20
No	37.00	75.51

Q52 which fuel do you use for heating

	%	
Oil	27.00	55.10
Gas LPG	11.00	22.45
Solid Fuel	10.00	20.41
Wood	13.00	26.53
Electricity	7.00	14.29
Solar	1.00	2.04

Q53 Would you take part in a local bulk buying co-operative if that were available to obtain the best price for fuel?

	%	
Yes	30.00	61.22
No	14.00	28.57

Q54 Please indicate if you use the public transport that is available

	Bus Service		Dial a Ride	
	%	%	%	%
Yes	15.00	30.61	1.00	2.04
No	28.00	57.14	26.00	53.06

Q55 How often do you use public transport and for what purpose

	Occasional					
	Daily	Regularly	ly	Other	week end	Total
Travel to work						0.00
Doctors	1.00		7.00		1.00	9.00
Shopping	1.00		13.00	1.00	1.00	16.00
chemists			1.00			1.00
never				3.00		3.00
travel to work			1.00			1.00
Hospital			1.00			1.00
Purpose not stated			1.00			1.00

Q56 If you use public transport do you find this meets your needs or not

	%	
Yes	7.00	14.29
No	9.00	18.37

If not, please list why, and what could be done to improve this.

	%	
Not Running frequently enough.	6.00	12.24
No links to other bus services times going to other destinations – long waits	1.00	2.04
No evening service	1.00	2.04
No direct service to/from Rhyl (have very little time to shop).	1.00	2.04
Limited Saturday Service.	1.00	2.04
No Sunday Service.	1.00	2.04

Require "Dial A Ride Service for Buses to avoid Buses running empty, (with special regard for Gwaenysgo r).	1.00	2.04
--	------	------

**Q57 where do
you think the
natural
association with
your community
is**

	%	
Trelawnyd	30.00	61.22
Gwaenysgo r	11.00	22.45
Trelogan	1.00	
Caerwys		0.00
Llanassa	2.00	4.08
None	1.00	2.04
Dyserth	1.00	2.04

Q58 If a local government boundary review was undertaken, would you prefer to remain with the Trelawnyd and Gwaenysgor ward boundary or change them?

	%	
as Trelawnyd	39.00	79.59
Join with Caerwys		0.00
Change to Join with Caerwys		0.00
Join with Dyserth	1.00	2.04
Change to Join with	1.00	2.04

Q59 Are you aware of what the community council discusses at its meetings

	%	
Yes	26.00	53.06
No	16.00	32.65
Partly	1.00	2.04

Q60 Do you ever attend their public meetings

	%	
Yes	13.00	26.53
No	14.00	28.57
Occasionally	1.00	2.04

Q61 Do you ever attend local surgeries held by county councillors, Assembly Members, or Members of Parliament

	%	
Yes	11.00	22.45
No	30.00	61.22

Q62 Are these useful in your opinion

	%	
Yes	18.00	36.73
No	12.00	24.49
Requests failing to come to fruition.	1.00	2.04

Q63 How might communication to and from your elected representatives be improved

	%	
Minutes on line	17.00	34.69
, suggestion box,	5.00	10.20
, more public meetings	7.00	14.29
, minutes in local village halls	8.00	16.33
, minutes in local shops	6.00	12.24

Post in both notice boards	3.00	6.12
more contact with councillors	5.00	10.20
on line suggestions comments/ forum	5.00	10.20
Better Publicity re Open Meetings	1.00	2.04
15min surgery before meetings	1.00	2.04
more surgeries with representatives	3.00	6.12
Suggestion box,	5.00	10.20
Publish e-mail addresses	2.00	4.08
on line suggestions comments	1.00	2.04
Co-opt women onto Council.	1.00	2.04
Better Publicity re Open Meetings	1.00	2.04

better
managemnt
t of notice
boards

2.00	4.08

Q64 How far do you have to travel to see your GP, and how do you normally travel there

	By		By lift from		Total	%
	Personal Transport	By Public Transport	By Taxi	friends		
Dyserth	14.00	5.00		1.00	20.00	40.82
Prestatyn	12.00				12.00	24.49
Holywell	6.00				6.00	12.24
Meliden	3.00				3.00	6.12
St Asaph	7.00				7.00	14.29
Rhyl	2.00				2.00	4.08

Q65 Do you attend regular appointments at Ysbyty Glan Clwyd, and if so how do you get there

	%	By		By lift from	
		Personal Transport	By Public Transport	By Taxi	friends
yes	18.00	36.73	11.00	1.00	2.00
no	26.00	53.06			

Q66 Do you have carers, and if so are these

		%	Family	Local Government Wardens	Social Services	Private
yes	8.00	16.33	2.00	2.00		1.00
no	12.00	24.49				

Q67 Do you need regular Prescriptions from the Pharmacists

	%	
Yes	32.00	65.31
No	8.00	16.33

Q68 How far away is the Pharmacist and how do you collect them

Pharmacist s Location	By			By lift from		Total
	Personal Transport	By Public Transport	By Taxi	friends	Delivered	
Dyserth	26.00	3.00			3.00	29.00
Prestatyn	7.00					7.00
Holywell	3.00					3.00
Meliden						0.00
St Asaph						0.00
Prescription Collection Point						0.00
Rhyl	1.00					1.00
Caerwys	1.00					1.00

Q69 If a prescription collection point were available would you use the service

	%	
Yes	26.00	53.06

No	12.00	24.49	No, as Pharmacist advice is invaluable. (inc in total)	1.00
----	-------	-------	--	------

Q70 How far do you have to travel to see your Dentist and how do you get there

Dentists Location	By				Total	%
	Personal Transport	By Public Transport	By Taxi	By lift from friends		
Prestatyn	14.00	1.00	1.00		16.00	32.65
Rhyl	10.00	3.00		1.00	14.00	28.57
Holywell	3.00	1.00	1.00		5.00	10.20
St Asaph	3.00				3.00	6.12
Mold	3.00				3.00	6.12
Flint	3.00				3.00	6.12
Colwyn Bay	2.00				2.00	4.08
Dyserth					0.00	0.00
Meliden					0.00	0.00

Q71 what improvements to health and social care access would you like to see?

	%	
Doctors Surgery and Chemist in Village	5.00	10.20
More immediate access to Doctors easier to get appointment	4.00	8.16
	5.00	10.20

More Local Surgeries	4.00	8.16
Improved A and E facilities	2.00	4.08
Improved out of hours access to doctors	1.00	2.04
Shorter hospital waiting lists	1.00	2.04
Prescription Pick Up point in village	1.00	2.04
Safer Healthcare in North Wales.	1.00	2.04
Improved contact with Flintshire CC as bordering with Denbighshire CC very poor Local Authority interaction.	1.00	2.04

Q72 Do you have internet access

	%	
Yes	35.00	71.43
No	9.00	18.37

And if you do have access what do you use it for

	%	
E mails	32.00	65.31

Internet Shopping	24.00	48.98
Social Media	13.00	26.53
Business	9.00	18.37
Children's Use	6.00	12.24
NK or Not Stated	3.00	6.12

Q73 Would you use the internet if training were available locally?

	%	
Yes	9.00	18.37
No	17.00	34.69

Q74 Do you think present internet speeds are acceptable?

	%	
Yes	12.00	24.49
No	24.00	48.98

Q75 Do you know what the non-emergency contact number is for the local Police Community Officer

	%	
Yes	14.00	28.57
No	31.00	63.27

Q76 Have you been the victim of any criminal offences within your village in the last 5 years

	%	
Yes	3.00	6.12
No	42.00	85.71

Q77 If so what types of crime were you the victim of? (Tick all relevant boxes)

	Vandalism	Anti-Social Drunken Behavior	Theft	Doorstep Con Men	Assault	Speeding Car near accident
%	1.00	1.00	1.00			2.00
	2.04	2.04	2.04	0.00	0.00	4.08

Q78 Do you think the level of policing in the village is commensurate to the crime level

	%	
Yes	22.00	44.90
No	12.00	24.49

Q79 Have you ever met the local Police Community Officer

	%	
Yes	12.00	24.49
No	30.00	61.22

Q80 Would you wish for a regular surgery with the Police Community Officer

	%	
Yes	18.00	36.73
No	16.00	32.65

If so, would you wish this to be?

	%	
footpatrols /visible presence	9.00	18.37
A surgery	6.00	12.24
A regular public meeting	6.00	12.24
speed cameras	4.00	8.16
Via the local community council meeting	5.00	10.20
Not Stated.	3.00	6.12
faster response	2.00	4.08
traffic police visible presence	2.00	4.08
Via another local meeting	1.00	2.04
Via Friendship club	1.00	2.04
Crime prevention advice	1.00	2.04
Surgery dates publicised	1.00	2.04
None	1.00	2.04

Greater Police presence to regulate traffic through village.	1.00	2.04
Re-open Village Police Station.	1.00	2.04
Encourage Local residents to become Special constables.	1.00	2.04

Q82 which institutions do you think contribute to community spirit

	%	
Village Hall	35.00	71.43
Schools	28.00	57.14
Church/Chapel	23.00	46.94
Societies	17.00	34.69
Flower Show	1.00	2.04
Pubs	15.00	30.61
Friendship Club	5.00	10.20
all below	2.00	4.08
local shops	7.00	14.29
folk concerts	4.00	8.16

Q83 how do you think community spirit might be improved?

	%	
fair /carnival	4.00	8.16
Wide range of local activities	3.00	6.12
NK or not stated	2.00	4.08
More people getting involved in things	2.00	4.08
More clubs / Societies	3.00	6.12
Happy with existing community spirit.	2.00	4.08
More information from C/Council	2.00	4.08
Encourage issues /institution s of Q82	1.00	2.04
no major developme nt	1.00	2.04
Local newsletter	1.00	2.04
conservatio n projects	1.00	2.04
Monday night quiz at the crown	1.00	2.04

People to take better care of environment	2.00	4.08
More information from C/Council	1.00	2.04
Encourage indigenous population integration with newcomers	1.00	2.04
Encourage people to use the Local Pub.	1.00	2.04
Increase Bingo Sessions.	1.00	2.04
No major development.	1.00	2.04
conservation projects	2.00	4.08
More functions in the village hall.	1.00	2.04
Annual Village Fete.	1.00	2.04
Village based initiative such as a "Tidy Up Day"	1.00	2.04
Expand Friendship Club.	1.00	2.04

Small coffee shop in the village.	1.00	2.04
Better integration of younger residents by targeted facilities -ie, Toddler group.	1.00	2.04
Encourage people to use the Local Pub.	1.00	2.04

Q84 what do you think best develops pride in the community

	%	
best village competitions	12.00	24.49
, choir concerts and events	9.00	18.37
Conservation group projects	12.00	24.49
Flower Show	6.00	12.24
maintaining small friendly village feel	3.00	6.12

Friendship Club	4.00	8.16
Local Shop	2.00	4.08
maintaining small friendly village feel	1.00	2.04
Care of your bown property	1.00	2.04
Being good neighbours	1.00	2.04
Being good neighbours	2.00	4.08
Low Crime rate.	2.00	4.08
Clean & Tidy Village.	2.00	4.08
all above	1.00	2.04
Tidy gardens.	1.00	2.04
Clean & Tidy Village helps negate the run down and depressing looking properties along London Rd.	1.00	2.04
Table top sales in Village Hall with refreshments.	1.00	2.04

Local Societies	1.00	2.04
-----------------	------	------

Q85 Do you have relatives buried in the local graveyard

	%	
Yes	10.00	20.41
No	33.00	67.35

Do you think the local graveyard is?

	%	
Well Kept Of sufficient capacity	32.00	65.31
Acceptable	12.00	24.49
Insufficient capacity.	8.00	16.33
Untidy approach to Church (Old graveyard).	1.00	2.04
Extremely well kept.	1.00	2.04
Untidy		0.00
Dangerous		0.00

Q86 Would you wish to be buried in a local graveyard when the time comes if one was available

	%	
Yes	16.00	32.65

No	25.00	51.02
Yes in another village	1.00	2.04

Q87 Would you wish to be cremated, and if so would you prefer a more local crematoria than those presently available

	Would prefer to be cremated	%	Would prefer a more local crematoria if available	%
Yes	24.00	48.98	21.00	42.86
No	11.00	22.45	2.00	4.08

Q88 Do you make full use of the County Recycling Schemes

	%	
Yes	42.00	85.71
No	2.00	4.08

Q89 Would you use a local recycling point if one were available

	%		
Yes	31.00	63.27	Not needed, Council Service sufficient (inc in total)
No	10.00	20.41	
			1.00

Q90 Do you compost your own garden waste

	%	
Yes	21.00	42.86
No	22.00	44.90

Q91 Do you have energy saving features in your dwelling

	%	
Yes	41.00	83.67
No	2.00	4.08

And if so do these include

	Have these now	%	Planned for the near	Planned for within the next 5
Loft Insulation	37.00	75.51	1.00	
Cavity Wall Insulation	19.00	38.78	2.00	
Double Glazing	41.00	83.67		
Solar Panels	7.00	14.29	2.00	
Solar Water Heating	5.00	10.20	1.00	1.00
Wind Turbine		0.00		
Ground Heat Pump	1.00	2.04		

Q92 what improvements would you like to see in the future?

%

Solar Panels	13.00	26.53
Cavity Wall Insulation	5.00	10.20
Double Glazing	5.00	10.20
Solar Water Heating	8.00	16.33
Loft Insulation	4.00	8.16
Ground Heat Pump	1.00	2.04
Wind Turbine	3.00	6.12
Ground Heat Pump	2.00	4.08
nil	1.00	2.04
Mains Gas	2.00	4.08

Q93 Do you have any other comments?

More openness in community council	2.00
better sewer system	3.00
No local demand for affordable housing in Trelawnyd	4.00

Prefer status Quo no demand for development	2.00
Village has a good mix - keep it as it is	1.00
No need for additional housing outside village boundary – if needed use plots in village and in fill	4.00
Meeting to explain the need for this questionnaire	1.00
Considered questionnaire biased towards development	1.00
Considered questionnaire too long	1.00

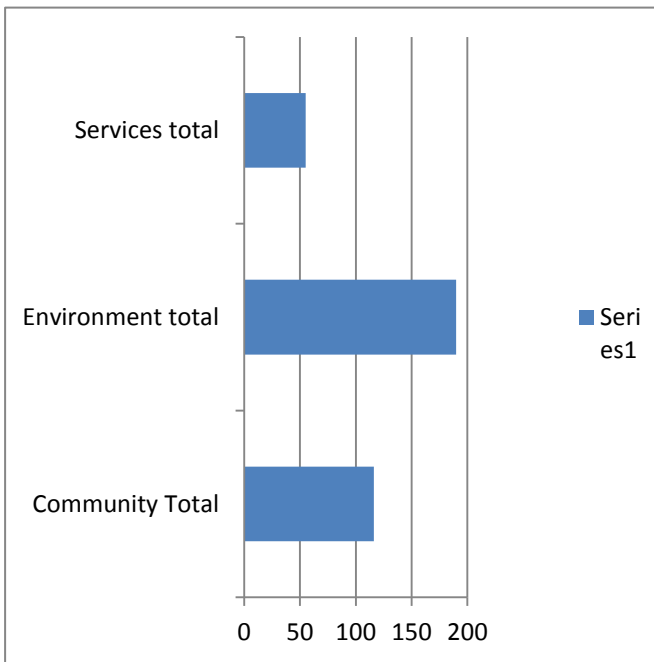
Empty properties should be developed and put back into use before any new building	2.00
I don't feel I've lived in the village long enough to form an opinion on some of the questions.	1.00

important to separate development from "Community"- Trelawnyd does not need developing / new housing, whether for social need or personal gain. The infrastructure of the heart of the village needs addressing and "Community enhanced" first. The	1.00
Meeting to explain the need for this questionnaire	1.00
Considered questionnaire biased towards development	1.00
slow traffic down	1.00
By pass village	1.00
Continuous pavement	1.00

Demolish old council yard	1.00
Replace Millenium Seats	1.00
Little point in commentin g on a developers charter	1.00
Make road through Gwaenysgo r access only	
Stop undemocra ctic coptions to council	1.00
Poor questionnai re	1.00

	10.00	Up to 10 years	20.00	10 to 20 years	30.00	20 to 30 years	40.00
	15.00	30.61	15.00	30.61	7.00	14.29	2.00
	2.00	4.08	2.00		0.00		2.00
	2.00	4.08					

No of	%	House	% House
Other	Dependant	Sharers	Sharers
Depen	dants	s	
1.00	2.04	2.00	4.08



	Total	Grand Total	Never		
2.04	3.00	5.00	17.00		
0.00	1.00	%			
0.00	1.00	10.20			
0.00	1.00	1.00	14.00		
		%			
		2.04			
			8.00		
6.12	8.00	11.00	12.00		
0.00	1.00	%			
2.04	1.00	22.45			
0.00	1.00				
4.08	10.00	10.00	25.00		
	0.00	%			
	0.00	20.41			
2.04	2.00	6.00	15.00		

2.04	0.00	%			
6.12	4.00	12.24	8.00		
4.08	5.00	19.00	11.00		
0.00	1.00	%			
0.00	1.00	38.78			
0.00	2.00				
4.08	10.00		18.00		
4.08	6.00	9.00	12.00		
0.00	1.00	%			
2.04	2.00	18.37	2.00		
4.08	2.00	3.00	17.00		
2.04	1.00	%			
	0.00	6.12			
0.00	1.00	2.00	20.00		
	1.00	%			
	0.00	4.08			
0.00	2.00	2.00	20.00		
	0.00	%			
	0.00	4.08			
0.00	13.00	13.00	12.00		
	0.00	%	8.00		
	0.00	26.53			
10.20	13.00	13.00	17.00		
	0.00	%			
	0.00	26.53			
4.08	7.00	7.00	17.00		
	0.00	%			
	0.00	14.29			
0.00			8.00		
0.00			3.00		
0.00			1.00		
0.00					
0.00					
0.00					
0.00					
0.00			10.00		

0.00					
0.00					
			1.00		
0.00					
0.00					
0.00					

■ S
e
r.

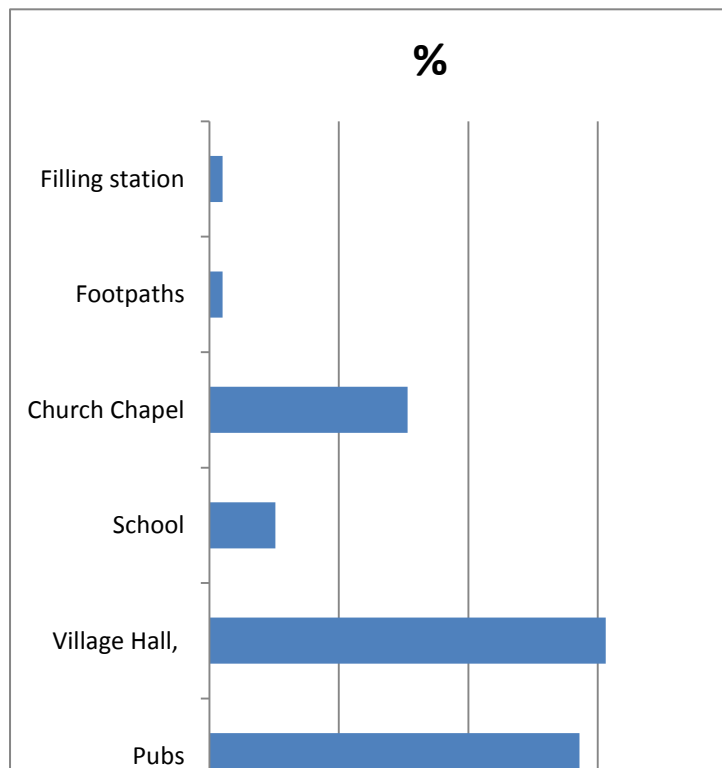
elderly
relative


e	%	Total No	
3.00	6.12	50.00	Retired
	0.00	2.00	Unemployed
	0.00	11.00	In work outside of village
	0.00	6.00	Self Employed outside of the village
	0.00	4.00	Self Employed inside of the village
	0.00	2.00	Work from Home
	0.00	5.00	Homemaker
	0.00	18.24	In full or Part Time employment
	0.00	4.00	In Full Time Education

	0.00	3.00
--	------	------

In Part
Time
Education

worshi	Exercise
p	
8.00	
	1.00





Busine
ss

Longac res Car Repair
2.00
2.00
4.08

%

0.00
18.37
32.65
2.04
6.12
2.04
2.04
2.04

%

59.18
14.29
6.12
0.00
0.00
0.00
2.04
2.04

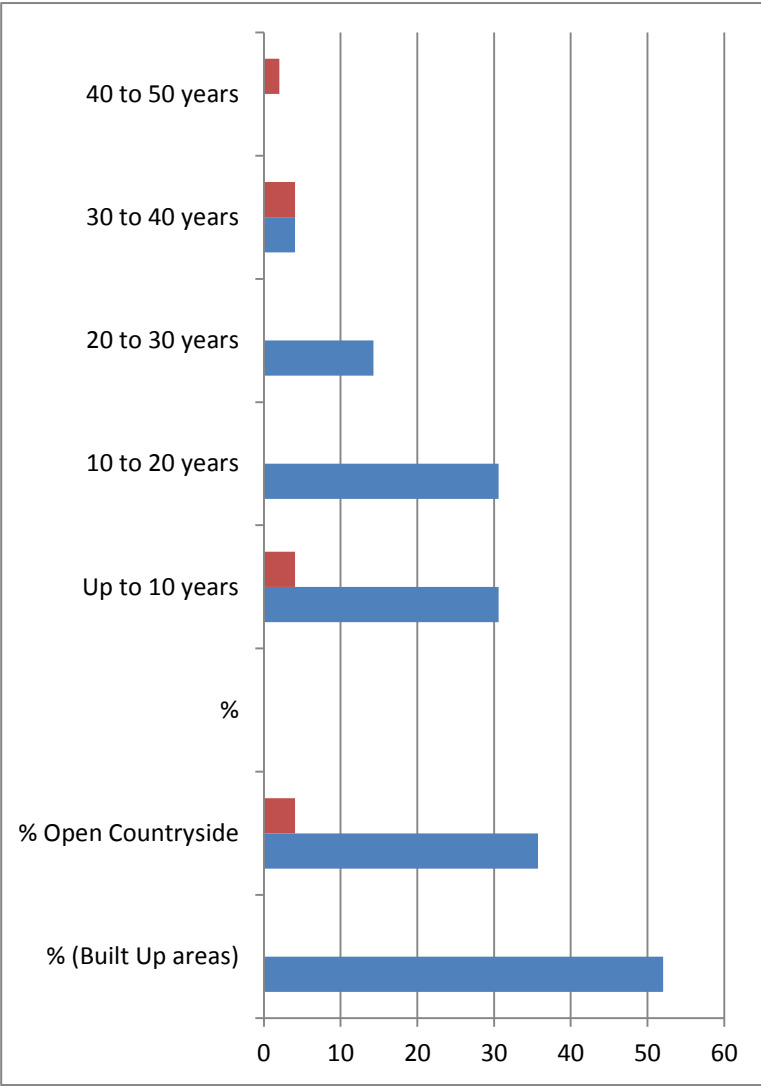
30 to 40 years	50.00	40 to 50 years	60.00	70.00	80.00
4.08	1.00	0.00	0.00	0.00	0.00
4.08		2.04	0.00	0.00	0.00



0

90.00
1.00

2.04
0.00



■ Work in Trelawnyd

■ Live in Trelawnyd